

HÄFELE

Maximising
the value of space.
Together.

PREMIUM APPLIANCES

The
first
100
years.



Dear Reader,

2023 marks a huge **milestone in the history** of our company. Häfele is now **one hundred years old**, and we are taking the opportunity of this extraordinary anniversary to pause and reflect intensively on the growth that's taken us from a small hardware store in the Black Forest (Germany) to a global company.

In addition to extraordinary people who have guided the company's fortunes with far-sightedness, what stood out prominently for us was our ability to forge **strong partnerships** that have been fundamental in shaping our progress and achieving the milestones we stand before today. We sought to build an ecosystem that fostered a sense of community, respect, and shared purpose and over the years, this approach has proven to be the cornerstone of our achievements. Together, we have weathered economic downturns, navigated shifting market trends, and embraced technological advancements.

Therefore, it wouldn't be incorrect to state that it has been **courage and optimism**, above all that have carried us as an organization through stormy times. These qualities have also defined Häfele from the very beginning and characterised the founders back in the day. The original 2-man business which was a specialist hardware store led by **Adolf Häfele and Hermann Funk**, has developed into a global company, Häfele SE & Co KG, with subsidiaries in **38 countries, 8,000 employees** and more than **1,50,000 customers**.

Standing on the threshold of the next phase of our journey, we realise that it was courage and optimism along with an **unwavering alliance with our employees, vendors, suppliers and above all our customers**, that enabled us to change continuously, to break new ground and not only to think ahead, but also to actively implement these forward-thinking ideas.

As we foray into the next 100 years, Häfele presents its future-oriented brand purpose (which will be at the very core of our strategic outlook) - **"Maximising the value of space. Together."** The new brand claim aims to consolidate our attitude, our competences, the developments inside and outside of our company and the strategic decisions we have made in the past years and decades. And as we transition between the first and second century, we aim to pour our collective experiences that have brought us here into a connected mould – our purpose, that will function as a starting point for a shared journey into the future and will act as a powerful compass for us.

Needless to say, we excitedly look forward to shaping this - perhaps new, different, surprising - future together with you!

With Best Regards,

Frank Schloeder
Managing Director, Häfele South Asia



THE PATH OF HÄFELE THAT TRANSLATED INTO SYMBOLS

For the 100-year anniversary of Häfele, we have expressed two things: The pride in the successful path that the company has taken up to today, and optimism that the path to the future will be just as successful because we have the courage to continuously reinvent ourselves. This is why the anniversary design is based on the roots of the company and is at the same time open and flexible. A modern forward-looking code that gives our ambitions a visual expression

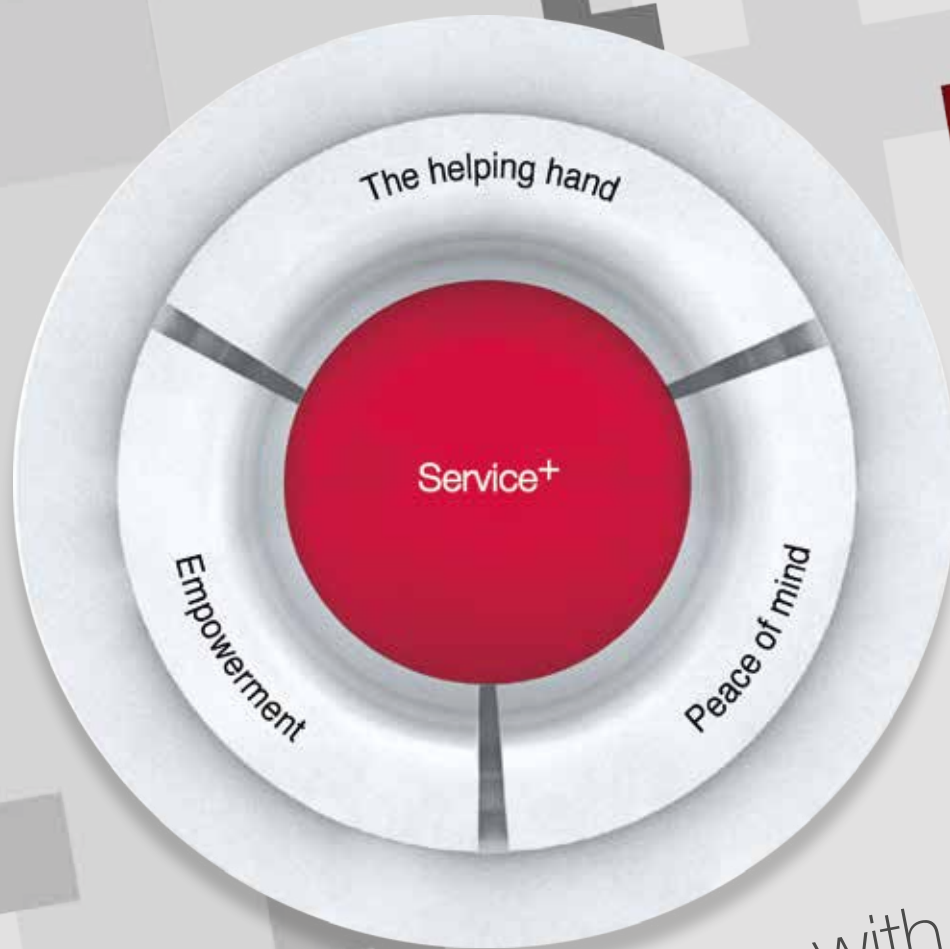


MAXIMIZING THE VALUE OF SPACE. **TOGETHER.**

In conjunction with its 100-year anniversary celebrations this year, that kicked off at Interzum 2023, Hafele unveiled a new purpose line “**Maximizing the value of Space. Together.**”, which resonates strongly with us. We aim to strengthen our brand position in South Asia by emphasizing on the meaning of this purpose line, i.e. Hafele strives to provide the best of the best **(maximizing)** benefits **(value)** through its versatile solutions and services for different living and working spaces ranging from hotels, offices, institutes and homes as well as different interior applications like kitchens, living rooms & bedroom furniture, doors and interior partitions, wardrobes as well as furniture and room lighting. And this we strive to achieve in partnership **(together)** with all entities within our ecosystem from our suppliers, partners (Industry and Project), channels (distributors, dealers and franchisees), influencers (architects, designers, contractors and carpenters) right up to the final beneficiary i.e., our end customer.

In short, with our new purpose line we aim to co-create an environment for our endearing customers where they can enjoy the multiplied benefits of their living and working spaces.





Experience More with **Service+**

Our customers' working environment is becoming increasingly complex and their market is becoming ever more demanding. This drives our motivation to do everything in our power to help our customers be successful. And to demonstrate that Hafele is the right partner in these challenging times, we want to accompany our customers throughout their entire business process and give them added strength in every phase of their business. We don't just want to sell our products, we also want to provide the highest level of service.

We have now divided our services into two categories: **Standard Services** which we provide to our customers as a matter of course when they choose our products. For example, a high availability of our goods and punctual delivery. And then there is **Service+** which constitutes of services that give our customers considerable added value in terms of building expertise, increasing productivity or providing individual customised solutions. These services require a considerable amount of time and effort to develop and implement and are designed to enable our customers to regard them as worthwhile investments.

The aim is to create solid long-term foundations for our comprehensive service promise and to make Hafele an indispensable partner for our customers. The focus here lies not so much on us and on what we do – but rather, on the benefits derived by our customers. We want to **empower** them with opportunities to develop and expand their skills – both as masters of their trade and as entrepreneurs. We want to support them in the planning and realisation of their projects and relieve them of as much work as possible, thereby providing them with a **helping hand** to use their most valuable resource – time – as efficiently as possible. And we aim to give our customers **peace of mind** and the assurance that even after the end of a successful project completion, we will continue to be there for them as a reliable partner, shouldering responsibility.



The Pillars of **Service+**

In order to support you as comprehensively as possible, we have assigned the Plus Services to individual stages of your work process in a total of four themed pillars. We start with the transfer of knowledge and accompany you via planning and production to installation and maintenance.



Empowering customers with
Service+ Knowledge

Includes service offerings that provide inspiration and expertise to our customers about the Hafele product range. Through these, we enable our customers to use Hafele products profitably and at the same time remain at the cutting edge of technological development. One example of this is the Hafele Academy, which imparts knowledge about complex products and new technologies to our customers via seminars and trainings.

Providing a helping hand to customers with
Service+ Planning & Customised

Includes service offerings like space, design planning and customisations that make life easier for our customers and support their design vision. An example of this is Hafele's Lighting Design Service which helps our customers curate a lighting plan, following a customised approach, that enhances and brings out the true functionality of the interior space as per requirement.



Lending a "Peace-of-mind" experience through
Service+ Assist

Includes service offerings that provide support and assistance to our customers, whether digitally or on site. An example of this is the complete assembly and installation service for more complex and maintenance-intensive products done by our Meister certified and trained technicians.

Service+ Knowledge

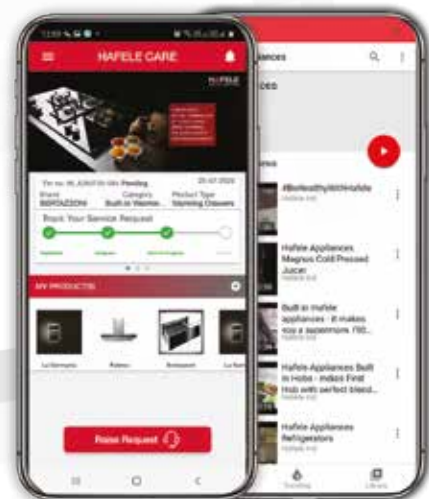
Service+ Assist



Service Partner Network

From the very start Hafele has kept a strong focus on strengthening our overall service offering for the Appliances business. Over the years, we have appointed Service Franchisees across the country, in addition to our trained and certified team of in-house service engineers. Today, our service network includes a certified team of in-house engineers along with over **126 service partners** across the country housing **370+ service technicians** who work tirelessly to meet every service request. Under the Service+ Assist initiative, this team takes care of all post-purchase service requests from installation of appliances to conducting demonstrations as well as resolving complaints, if any. In addition to this, our Hafele Care App makes life easy for customers who can book services, raise inquiries or even get product information on the go.

As we continue to strengthen our service network to ensure easy and quick access to our different services, our on-going focus also remains to provide skilled and top of the line service to all customers through robust training of all our service franchisee engineers. A step was taken in this direction by deploying training centres across the country for a nation-wide penetration. The Appliances Training Centres provide state of the art technical trainings to all service franchisee personnel associated with Hafele, thereby strengthening our core objective under Service+ Knowledge of empowering our service network. Equipped with all types of Products to encourage practical training sessions, these centres will focus on enhancing the knowledge of service engineers through a realistic and tangible experience.



HAFELE REASSURING EXPERTISE

Hafele Appliances characterizes – **“The way of life”** of the countless Indian household families we have been associated with so far. Hafele products plays a major role in transforming the way customers perform their daily household chores from cooking to cleaning. Our endeavour is to bring sheer joy of cooking and that is why we thoughtfully design our products to stand on the values of Innovation, Design, Functionality and Trust. Hafele appliances have always been on the forefront in terms of launching products with cutting edge technology. **The innovative product lines**, conceived and conceptualized by Hafele bring ease to the day to day life of the user and enhance lifestyles. Hafele products are designed with an eye to detailing and add more value and joy to the lives of customers. **The product designs** are practical and are very contemporary in terms of all aesthetic aspects. It is our endeavour to enhance the user experiences with our highly **functional products**. We have **garnered the trust of all partners** associated with Hafele, which is the key motivation for us to deliver finest quality products backed up by strong and sustainable business environment.



BAKING APPLIANCES

BUILT-IN OVENS AND MICROWAVES



BUILT-IN OVENS



IRIS 70	
60 cm Built-In TFT Multi-function Oven	
Energy Efficient Class	A
Ultra Cool Door	Triple Glass Insulation
Capacity	70 L
Enamel	High Temperature Resistant Enameling
Features	High Resolution TFT Display, One-Touch Selection, 5 Molded Flexible Shelves, Inner Cavity Light, Flat Extractable Internal Door, Full Glass Exterior, Aqua Clean Cavity
Cooking Modes	8 Manual Modes + 50 Auto Modes, Convection, Stereo Barbecue, Enhanced Baking, Classic Bake, Rotisserie Barbecue, Traditional Bake, Radiant Grill, Convection Grill
Cooking Assistance	Default Temperature, Adjustable Temperature up to 250°C, 3 Level Grill Variation
Accessories	Shallow Baking Tray- 1, Deep Baking Tray - 1, Food Probe Unit - 1, Grill Grate - 1
Product Dimensions (W X H X D) mm	595 X 595 X 568 mm
Article No	539.00.051

DIAMOND ORB 77L BIO	
60 cm Built-In Oven	
Energy Efficient Class	A
Ultra Cool Door	Triple Glass Insulation
Capacity	72 L
Enamel	High Temperature Resistant Enameling
Features	2 Knob Screen+Touch Control, One-Touch Selection, 5 Molded Flexible Shelves, Dual Inner Cavity Light, Flat Extractable Internal Glass, Full Glass Exterior, Aqua Clean Cavity, Child Lock, Forced Cooling System, Safety Switch Off
Cooking modes	10 Cooking Modes, Convection Bake, Traditional Bake, Classic Bake, Eco Grill, Double Grill, Grill with 3D Convection, Convection Heating, Defrosting, Eco Convection Mode
Cooking assistance	Default Temperature, Adjustable Temperature up to 250°C, Food Probe, 3 Level Grill Variation, Fast Preheating, Telescopic Shelf Supports
Accessories	Deep baking tray - 1, Food Probe -1, Grill Grate - 1
Product Dimensions (W X H X D) mm	595 X 595 X 568 mm
Article No	538.61.471

DIAMOND 77 CST	
60 cm Built-In Steam Oven	
Energy Efficient Class	A
Capacity	72 L
Function	Built-In Combi Steam Oven
Inner Cavity	Nano Coated Ceramic Cavity
Features	Auto Cook Menus, Combi-Steam Function, Sleek LED Touch Control Panel, Dough Proving, Eco Mode, Steam Cleaning Function, Child Lock, Auto Descaling Function
Cooking Modes	Lamp, Radiant Heat, Double Grill + Fan, Convection + Fan, Pizza, Fast Preheating, Eco Mode, Convection, Double Grill, Bottom Heat / Bake, Convection, Defrost, Dough Proving, Aided Steam Function
Accessories	Shallow Enamel Baking Tray - 1, Deep, Enamel Baking Tray - 1, Food Probe Unit - 1, Combination Grill Grate - 1
Product Dimensions (W X H X D) mm	595 X 565 X 595 mm
Article No	538.61.461



Diamond 77 BIO	
60 cm Built-In Oven	
Energy Efficient Class	A
Ultra Cool Door	Quadruple Glass Insulation
Capacity	77 L
Enamel	High Temperature Resistant Enameling
Features	8 Segment LED Display, One Touch Selection, 5 Molded Flexible Shelves, Dual Inner Cavity Light, Flat Extractable Internal Glass, Full Glass Exterior, Aqua Clean Cavity
Cooking Modes	10 Cooking Modes, Convection Bake, Traditional Bake, Classic Bake, Eco Grill, Double Grill, Grill with 3D Convection, Convection Heating, Defrosting, Yogurt Program, Eco Convection Mode
Cooking Assistance	Default Temperature, Adjustable Temperature up to 250°C, Food Probe, 3 Level Grill Variation
Accessories	Shallow Baking Tray- 1, Deep Baking Tray - 1, Grill Grate - 1, Food Probe -1
Product Dimensions (W X H X D) mm	595 X 595 X 568 mm
Article No	538.01.421



J70 BIO PLUS	
60 cm Built-In Multi-function Oven	
Energy Efficient Class	A
Ultra Cool Door	Triple Glass Insulation
Capacity	70 L
Enamel	High Temperature Resistant Enameling
Features	LED Display, One-Touch Selection, 5 Molded Flexible Shelves, Inner Cavity Light, Flat Extractable Internal Glass, Full Glass Exterior With Dual Tone, Aqua Clean Cavity
Cooking Modes	10 Cooking Modes, Convection Bake, Traditional Bake, Roasting, Radiant Grill (with Rotisserie), Double Grill (with Rotisserie), Grill with Convection (with Rotisserie), Convection Heating, Defrosting, Radiant Grill, Double Grill
Cooking Assistance	Default Temperature, Adjustable Temperature up to 250°C, Food Probe, 3 Level Grill Variation
Accessories	Shallow Baking Tray- 1, Deep Baking Tray - 1, Food Probe Unit - 1, Grill Grate - 1
Product Dimensions (W X H X D) mm	595 X 595 X 568 mm
Article No	538.01.321

BUILT-IN OVENS


CELIA 70 60 cm Built-In Oven	
Energy Efficient Class	A
Ultra Cool Door	Triple Glass Insulation
Capacity	70 L
Enamel	High Temperature Resistant Enameling
Features	Electronic Display, Touch and Dial Selection, Fully Extendable Telescopic Shelves, Inner Cavity Light, Flat Extractable Internal Door, Full Glass Exterior Panels, Rotisserie, Food Probe Function, Aqua Clean Cavity
Cooking Modes	10 Cooking Modes, Convection Bake, Traditional Bake, Roasting, Double Grill (with Rotisserie), Grill with Convection (with Rotisserie), Convection Heating, Defrosting, Radiant Grill, Double Grill, Double Grill with Fan, Lamp
Cooking Assistance	Default Temperature, Adjustable Temperature up to 250°C, Food Probe, 3 Level Grill Variation
Accessories	Shallow Baking Tray - 1, Deep Baking Tray - 1, Grill Grate - 1, Rotisserie - 1, Food Probe - 1
Product Dimensions (W X H X D) mm	595 X 595 X 575 mm
Article No	538.01.311



RIBB 70 60 cm Built-In Oven	
Energy Efficient Class	A
Ultra Cool Door	Triple Glass Insulation
Capacity	70 L
Enamel	High Temperature Resistant Enameling
Features	Electronic Display with 2 Jog Dials, Jog Dial Selection, Fully Extendable Telescopic Shelves, Inner Cavity Light, Flat Extractable Inner Glass, Anti Finger- Print Exterior Panels, Aqua Clean Cavity
Cooking Modes	10 Cooking Modes, Convection Bake, Traditional Bake, Roasting, Radiant Grill (with Rotisserie), Double Grill (with Rotisserie), Grill with Convection (with Rotisserie), Convection Heating, Defrosting, Radiant Grill, Double Grill, Double Grill with Fan, Lamp
Cooking Assistance	Default Temperature, Adjustable Temperature up to 250°C, Food Probe, 3 Level Grill Variation
Accessories	Shallow Baking Tray - 1, Grill Grate - 1, Food Probe - 1
Product Dimensions (W X H X D) mm	595 X 595 X 568 mm
Article No	538.01.361

BUILT-IN COMBI MICROWAVE OVENS


DIAMOND 77 MWO 60 cm Built-In Combi Microwave Oven	
Energy Efficient Class	A
Capacity	77 L
Function	Combi Microwave with Grill and Convection
Inner Cavity	Stainless Steel
Features	White Display, Slider Touch Control, Flat Bed Cavity, Dual Inner Cavity Light, Flat Internal Door, Full Glass Exterior, Aqua Clean Cavity, Drop Down Door
Cooking Modes	4 Combination Modes with Microwave, Traditional Bake, Convection Bake, Convection, Classic Bake, 3D Hot Air, Eco Grill, Double Grill, Convection Grill, Yogurt / Dough Proving, Defrost, Hafele Flavours Menu
Technical Details	Max Power Output (Microwave) - 800W, Max Power Input (Grill) - 2100W, Max Power Input (Convection) - 2000W
Accessories	Grill Rack - 1
Product Dimensions (W X H X D) mm	595 X 595 X 568 mm
Article No	538.01.411



DIAMOND 50 MWO 45 cm Built-In Combi Microwave Oven	
Energy Efficient Class	A
Capacity	50 L
Function	Combi Microwave with Grill and Convection
Inner Cavity	Stainless Steel
Features	White Display, Slider Touch Control, Flat Bed Cavity, Dual Inner Cavity Light, Flat Internal Door, Full Glass Exterior, Aqua Clean Cavity, Drop Down Door
Cooking Modes	4 Combination Modes with Microwave, Traditional Bake, Convection Bake, Convection, Classic Bake, 3D Hot Air, Eco Grill, Double Grill, Convection Grill, Defrost, Hafele Flavours Menu
Technical Details	Max Power Output (Microwave) 900W, Max Power Input (Grill) - 2200W, Max Power Input (Convection) - 1700W
Accessories	Grill Rack - 1
Product Dimensions (W X H X D) mm	594 X 454.5 X 550 mm
Article No	538.01.431

BUILT-IN MICROWAVES



IRIS 28	
39 cm Microwave Oven with Grill and Convection	
Energy Efficient Class	A
Capacity	28 L
Function	Microwave with Grill & Convection
Inner Cavity	Stainless Steel
Features	Iris Control Slider, One Touch Selection, Inner Cavity Light, Flat Bed Cavity, TFT Display, Adaptive Touch Control, Full Black Glass Exterior, Black Aluminium Handle
Cooking Modes	2 Combination Modes with Microwave, Defrost (by Weight / by Time), Reheat, 3D Convection Cooking, Inverter Microwave, Grill Mode, Convection Mode (with Preheating), Convection Microwave Combi, Grill Combi with Microwave, 9 Auto Cook Menu Options
Technical Details	Max Power Output (Microwave) - 1000W, Max Power Input (Grill) - 1050W, Max Power Input (Convection) - 2200W
Accessories	Bake Tray - 1, Grill Rack - 1
Product Dimensions (W X H X D) mm	595 X 460 X 450 mm
Article No	539.30.170



DIAMOND 34 MWO	
38 cm Built-In Combi Microwave Oven	
Energy Efficient Class	A
Capacity	34 L
Function	Microwave with Grill & Convection
Inner Cavity	Stainless Steel
Features	Electronic LED Display, Slider Touch Control, Drop Down Door, Inner Cavity Light, Turntable with Glass Plate, Full Glass Exterior, Aqua Clean Cavity
Cooking Modes	Microwave Mode, Defrost (by Weight / by Time), Convection Mode, Grill Mode, Combination Mode, 10 Primary Quick Cooking Menu Options, 5 Microwave Power Levels
Technical Details	Max Power Output (Microwave) - 900W, Max Power Input (Grill) - 1100W, Max Power Input (Convection) - 2300W
Accessories	Turntable - 1, Grill Rack - 1
Product Dimensions (W X H X D) mm	595 X 388 X 467.5 mm
Article No	538.01.279



J34MCST	
45 cm Built-In Combi Microwave Steam Oven with Convection and Grill	
Energy Efficient Class	A
Capacity	34 L
Function	Steam Combi Microwave
Inner Cavity	Stainless Steel
Features	LED Display, Full Touch Control, Flat Bed Cavity, Inner Cavity Light, Flat Internal Door, Touch Open 1.2 L Water Tank, Aqua Clean Cavity, Drop Down Door
Cooking Modes	6 Combination Modes with Microwave, Microwave, Grill, Convection, Convection Grill Combi, Grill Microwave Combi, Convection Microwave Combi, Convection Grill Microwave, 5 Microwave Power Levels, Auto Cook Menu, Defrost, Steam Convection Combi, Full Steam, Steam Microwave Combi
Technical Details	Max Power Output (Microwave) - 900W, Max Power Input (Grill) - 1200W, Max Power Input (Convection) - 1750W, Max Steam Power - 1500W
Accessories	Grill Rack - 1
Product Dimensions (W X H X D) mm	594 X 454.5 X 550 mm
Article No	538.01.251




BUILT-IN MICROWAVES

J34MWO PLUS
39 cm Microwave Oven with Convection and Grill

Energy Efficient Class	A
Capacity	34 L
Function	Microwave with Grill & Convection
Inner Cavity	Stainless Steel
Features	J Series Smart Display, One Touch Selection, Turntable Ø 314mm, Inner Cavity Light, Touch Open Door, Full Glass Exterior, Aqua Clean Cavity
Cooking Modes	4 Combination Modes with Microwave, Defrost (by Weight / by Time), Convection Mode (with Preheating, Multi-Stage Cooking, Quick Cook, Grill Combi with Convection, 10 Auto Cook Menu Options, 5 Microwave Power Levels
Technical Details	Max Power Output (Microwave) - 1000W, Max Power Input (Grill) - 1100W, Max Power Input (Convection) - 1250W
Accessories	Turntable - 1, Grill rack - 1
Product Dimensions (W X H X D) mm	595 X 388 X 467.5 mm
Article No	538.31.380


AIDA 28
39 cm Built-In Microwave with Grill

Energy Efficient Class	A
Capacity	28 L
Function	Microwave with Grill
Inner Cavity	High Quality Stainless Steel
Features	Electronic LED Display, Jog Dial Selection, Inner Cavity Light, Flat Internal Door, Anti Finger- Print Exterior Panels, Aqua Clean Cavity
Cooking Modes	2 Combination Modes with Microwave, Defrost (by Weight / by Time), Quick Cook, Grill Combi with Microwave, 8 Auto Cook Menu, 5 Microwave Power Levels
Technical Details	Max Power Output (Microwave) - 900W, Max Power Input (Grill) - 1000W
Accessories	Turntable - 1, Grill Rack - 1
Product Dimensions (W X H X D) mm	595 X 394 X 390 mm
Article No	538.31.390


MARIA 28
38 cm Built-In Microwave Oven with Grill

Energy Efficient Class	A
Capacity	28 L
Function	Microwave with Grill
Inner Cavity	High-Quality Enamel
Features	Electronic LED Display, Electronic Button Selection, 5 Molded Flexible Shelves, Inner Cavity Light, Flat Internal Door, Full Glass Exterior, Aqua Clean Cavity
Cooking Modes	2 Combination Modes with Microwave, Defrost (by Weight / by Time), Quick Cook, Grill Combi with Microwave, 8 Auto Cook Menu Options, 5 Microwave Power Levels
Technical Details	Max Power Output (Microwave) - 900W, Max Power Input (Grill) - 1000W
Accessories	Turntable - 1, Grill Rack - 1
Product Dimensions: (W X H X D) mm	595 X 388 X 467.5 mm
Article No	538.31.360

BUILT-IN WARMING DRAWER

OLIVIA - G
15 cm Warming Drawer

Finish	Glass
Operation	Touch
Special Program	Cup, Plates, Food Warming
Power	810W
Indicator	LED
Capacity	25 kgs
Cooking Temperature Range	40° C - 80° C
Product Dimensions (W X H X D) mm	595 X 141 X 541mm
Article No.	538.51.830

COOKING APPLIANCES



ALTIUS

FULLY SEALED HOBS RANGE



ALTIUS FS 378

78 cm, Built-in Fully Sealed Gas Hob

Finish	8 mm Black Tempered Glass Panel
Design	3 Burners, Fully Sealed Burner Construction
Safety	Flame Failure Safety Device
Ignition	Electric Auto
Pan Support	Cast Iron Pan Support with Heat Protectors
Knobs	Premium Metal Knobs with Gunmetal Finish
Burner Material	Full Brass Burners
Burner Design	Direct Flame Design

Cooking Zones

Wok Burner	2 X 4.0kW
Dual Ring Burner	1 X 1.5 kW
Product Dimensions: (W X D X H)	780 X 450 X 135 mm
Cut-out Dimension	685 X 405 mm

Article No. 538.66.227

ALTIUS FS 460

60 cm, Built-in Fully Sealed Gas Hob

Finish	8 mm Black Tempered Glass Panel
Design	4 Burners, Fully Sealed Burner Construction
Safety	Flame Failure Safety Device
Ignition	Electric Auto
Pan Support	Cast Iron Pan Support with Heat Protectors
Knobs	Premium Metal Knobs with Gunmetal Finish
Burner Material	Full Brass Burners
Burner Design	Direct Flame Design

Cooking Zones

Wok Burner	1 X 4.0kW
Dual Ring Burner	3 X 1.5 kW
Product Dimensions: (W X D X H)	600 X 520 X 135 mm
Cut-out Dimension	555 X 475 mm

Article No. 538.66.231

ALTIUS FS 480

78 cm, Built-in Fully Sealed Gas Hob

Finish	8 mm Black Tempered Glass Panel
Design	4 Burners, Fully Sealed Burner Construction
Safety	Flame Failure Safety Device
Ignition	Electric Auto
Pan Support	Cast Iron Pan Support with Heat Protectors
Knobs	Premium Metal Knobs with Gunmetal Finish
Burner Material	Full Brass Burners
Burner Design	Direct Flame Design

Cooking Zones

Wok Burner	1 X 4.0 kW
Medium Wok Burner	1 x 2.8 kW
Dual Ring Burner	2 x 1.5 kW
Product Dimensions: (W X D X H)	780 X 520 X 135 mm
Cut-out Dimension	555 X 475 mm

Article No. 538.66.237



ALTIUS FS 490

86 cm, Built-in Fully Sealed Gas Hob

Finish	8 mm Black Tempered Glass Panel
Design	4 Burners, Fully Sealed Burner Construction
Safety	Flame Failure Safety Device
Ignition	Electric Auto
Pan Support	Cast Iron Pan Support with Heat Protectors
Knobs	Premium Metal Knobs with Gunmetal Finish
Burner Material	Full Brass Burners
Burner Design	Direct Flame Design

Cooking Zones

Wok Burner	2 X 4.0 kW
Dual Ring Burner	2 x 1.5 kW
Product Dimensions: (W X D X H)	860 X 520 X 135 mm
Cut-out Dimension	825 X 475 mm
Article No.	538.66.238



ALTIUS FS 360

60 cm Built-in Fully Sealed Gas Hob

Finish	8mm Tempered Matt Beveled glass
Design	3 Burners, Fully Sealed Burner Construction
Safety	Flame Failure Safety Device
Ignition	Electric Auto
Pan Support	Cast Iron Pan Support with Heat Protectors
Knobs	Premium Metal Knobs with Gunmetal Finish
Burner Material	Full Brass Burners
Burner Design	Direct Flame Design

Cooking Zones

Wok Burner	1 X 4.0 kW
Medium Burner	1 X 2.8 kW
Small Burner	1 X 1.5 kW
Product Dimensions: (W X D X H)	600 X 520 X 135 mm
Cut-out Dimension	560 X 480 mm
Article No	538.66.631



ALTIUS FS 390

90 cm Built-in Fully sealed Gas Hob

Finish	8mm Tempered Matt Beveled glass
Design	3 Burners, Fully Sealed Burner Construction
Safety	Flame Failure Safety Device
Ignition	Electric Auto
Pan Support	Cast Iron Pan Support with Heat Protectors
Knobs	Premium Metal Knobs with Gunmetal Finish
Burner Material	Full Brass Burners
Burner Design	Direct Flame Design

Cooking Zones

Wok Burner	2 X 4.0 kW
Medium Burner	-
Small Burner	1 X 1.5 kW
Product Dimensions: (W X D X H)	860 X 520 X 135 mm
Cut-out Dimension	825 X 480 mm
Article No	538.66.628



ALTIUS DOMINO FS 130

30 cm Built-In Fully Sealed Domino Gas Hob

Finish	8mm Tempered Matt Beveled glass
Design	1 Burner, Fully Sealed Burner Construction
Safety	Flame Failure Safety Device
Ignition	Electric Auto
Pan Support	Cast Iron
Knobs	Premium Metal Knobs with Gunmetal Finish
Burner Material	Full Brass burner
Burner Design	Direct Flame Design

Cooking Zones

Wok Burner	1 X 4 kW
Medium Burner	-
Small Burner	-
Product Dimensions: (W X D X H) mm	300 X 520 X 135 mm
Cut-out Dimension	265 X 475 mm
Article No.	538.66.600



ALTIUS DOMINO FS 230

30 cm Built-In Fully Sealed Domino Gas Hob

Finish	8mm Tempered Matt Beveled glass
Design	2 Burners, Fully Sealed Burner Construction
Safety	Flame Failure Safety Device
Ignition	Electric Auto
Pan Support	Cast Iron
Knobs	Premium Metal Knobs with Gunmetal Finish
Burner Material	Full Brass Burners
Burner Design	Direct Flame Design

Cooking Zones

Wok Burner	-
Medium Burner	1 X 2.8 kW
Small Burner	1 X 1.5kW
Product Dimensions: (W X D X H) mm	300 X 520 X 135 mm
Cut-out Dimension	265 X 475 mm
Article No.	538.66.610



VESTA SERIES HOBS



VESTA 490

90 cm Built-in Anti-Drip 4 Brass Burner Gas Hob

Finish	8mm Tempered Matt Beveled Glass
Design	4 Burner
Safety	Flame Failure Safety Device
Ignition	Electric Auto
Pan Support	Enamelled Pan Support
Knobs	Premium Skid Proof Metal Knob
Burner Material	Brass Burner
Burner Design	Anti-Drip System with Direct Flame
Cooking Zones	
Wok Burner	2 X 3.6 kW (120 mm Triple Ring Burner)
Medium Burner	-
Small Burner	2 X 1.5 kW (70 mm Dual Ring Burner)
Product Dimensions: (W X D X H)	860 X 520 X 135 mm
Cut-out Dimension	825 X 475 mm
Article No	538.66.648



VESTA 480

80 cm Built-in Anti-Drip 4 Brass Burner Gas Hob

Finish	8mm Tempered Matt Beveled Glass
Design	4 Burner
Safety	Flame Failure Safety Device
Ignition	Electric Auto
Pan Support	Enamelled Pan Support
Knobs	Premium Skid Proof Metal Knob
Burner Material	Brass Burner
Burner Design	Anti-Drip System with Direct Flame
Cooking Zones	
Wok Burner	1 X 3.6 kW (120 mm Triple Ring Burner)
Medium Burner	1 X 2.5 kW (100 mm Mini Triple Ring Burner)
Small Burner	2 X 1.5 kW (70 mm Dual Ring Burner)
Product Dimensions: (W X D X H)	780 X 520 X 135 mm
Cut-out Dimension	684 X 475 mm
Article No	538.66.657



VESTA 460

60 cm Built-in Anti-Drip 4 Brass Burner Gas Hob

Finish	8mm Tempered Matt Beveled Glass
Design	4 Burner
Safety	Flame Failure Safety Device
Ignition	Electric Auto
Pan Support	Enamelled Pan Support
Knobs	Premium Skid Proof Metal Knob
Burner Material	Brass Burner
Burner Design	Anti-Drip System with Direct Flame
Cooking Zones	
Wok Burner	1 X 3.6 kW (120 mm Triple Ring Burner)
Medium Burner	-
Small Burner	3 X 1.5 kW (70 mm Dual Ring Burner)
Product Dimensions: (W X D X H)	600 X 520 X 135 mm
Cut-out Dimension	555 X 475 mm
Article No	538.66.658



VESTA 378

78 cm Built-in Anti-Drip 3 Brass Burner Gas Hob

Finish	8mm Tempered Matt Beveled glass
Design	4 Burner
Safety	Flame Failure Safety Device
Ignition	Electric Auto
Pan Support	Enamelled Pan Support
Knobs	Premium Skid Proof Metal Knob
Burner Material	Brass Burner
Burner Design	Anti-Drip System with Direct Flame
Cooking Zones	
Wok Burner	2 x 3.6 kW (120 mm Triple Ring Burner)
Medium Burner	-
Small Burner	1 X 1.5 kW (70 mm Dual Ring Burner)
Product Dimensions: (W X D X H)	780 X 450 X 135 mm
Cut Out Dimension	685 X 405 mm
Article No	538.66.647



VORTEX BURNER HOBS



VORTEX 000

100 cm Built-In 4 Vertex Brass Burner Gas Hob

Finish	8 mm Toughened Matt Beveled Glass
Design	4 Burner
Safety	Flame Failure Safety Device
Ignition	Electric Auto
Pan Support	Flat Steel Design
Knobs	Gunmetal Finish Metal Knob
Burner Material	Full Brass Burner
Burner Design	Vertex Flame Design

Cooking Zones

Wok Burner	1 X 4.3kW
Medium Burner	1 X 3kW
Small Burner	2 X 2kW
Product Dimensions (W X D X H) mm	1000 X 380 X 115 mm
Cut-out Dimension	865 X 325 mm

Article No. 538.66.319



VORTEX 590

90cm Built-In 5 Vertex Brass Burner Gas Hob

Finish	8 mm Toughened Matt Beveled Glass
Design	5 Burner
Safety	Flame Failure Safety Device
Ignition	Electric Auto
Pan Support	Flat Steel Design
Knobs	Gunmetal Finish Metal Knob
Burner Material	Full Brass Burner
Burner Design	Vertex Flame Design

Cooking Zones

Wok Burner	1 X 4.3kW
Medium Burner	1 X 3kW
Small Burner	3 X 2kW
Product Dimensions (W X D X H) mm	900 X 520 X 115 mm
Cut-out Dimension	825 X 475 mm

Article No. 538.66.328



VORTEX 378

78cm Built-In 3 Vertex Brass Burner Gas Hob

Finish	8mm Toughened Matt Beveled Glass
Design	4 Burner
Safety	Flame Failure Safety Device
Ignition	Electric Auto
Pan Support	Flat Steel Design
Knobs	Gunmetal Finish Metal Knob
Burner Material	Full Brass Burner
Burner Design	Vertex Flame Design

Cooking Zones

Wok Burner	2 X 4.3kW
Medium Burner	-
Small Burner	1 X 2kW
Product Dimensions (W X D X H) mm	780 X 450 X 115mm
Cut-out Dimension	685 X 405 mm

Article No. 538.66.287



VORTEX 490

90cm Built-In 4 Vertex Brass Burner Gas Hob

Finish	8mm Toughened Matt Beveled Glass
Design	4 Burner
Safety	Flame Failure Safety Device
Ignition	Electric Auto
Pan Support	Flat Steel Design
Knobs	Gunmetal Finish Metal Knob
Burner Material	Full Brass Burner
Burner Design	Vertex Flame Design

Cooking Zones

Wok Burner	2 X 4.3kW
Medium Burner	-
Small Burner	2 X 2kW
Product Dimensions (W X D X H) mm	900 X 520 X 115 mm
Cut-out Dimension	825 X 475 mm

Article No. 538.66.308



VORTEX 480

70cm Built-In 4 Vertex Brass Burner Gas Hob

Finish	8mm Toughened Matt Beveled Glass
Design	4 Burner
Safety	Flame Failure Safety Device
Ignition	Electric Auto
Pan Support	Flat Steel Design
Knobs	Gunmetal Finish Metal Knob
Burner Material	Full Brass Burner
Burner Design	Vertex Flame Design

Cooking Zones

Wok Burner	1 X 4.3kW
Medium Burner	1 X 3kW
Small Burner	2 X 2kW
Product Dimensions (W X D X H) mm	800 X 520 X 115 mm
Cut-out Dimension	705 X 475 mm

Article No. 538.66.296



VORTEX 470

70cm Built-In 4 Vertex Brass Burner Gas Hob

Finish	8mm Toughened Matt Beveled Glass
Design	4 Burner
Safety	Flame Failure Safety Device
Ignition	Electric Auto
Pan Support	Flat Steel Design
Knobs	Gunmetal Finish Metal Knob
Burner Material	Full Brass Burner
Burner Design	Vertex Flame Design

Cooking Zones

Wok Burner	1 X 4.3kW
Medium Burner	1 X 3kW
Small Burner	2 X 2kW
Product Dimensions (W X D X H) mm	700 X 520 X 115 mm
Cut-out Dimension	670 X 475 mm

Article No. 538.66.275



VORTEX 460

60cm Built-In 4 Vertex Brass Burners Gas Hob

Finish	8mm Toughened Matt Beveled Glass
Design	4 Burner
Safety	Flame Failure Safety Device
Ignition	Electric Auto
Pan Support	Flat Steel Design
Knobs	Gunmetal Finish Metal Knob
Burner Material	Full Brass Burner
Burner Design	Vertex Flame Design

Cooking Zones

Wok Burner	1 x 4.3 kW
Medium Burner	-
Small Burner	3 X 2kW
Product Dimensions (W X D X H) mm	590 X 520 X 115 mm
Cut-out Dimension	555 x 475 mm

Article No. 538.66.261

ZETA SERIES HOBS



ZETA 480 PLUS

80 cm Built-In 4 Zeta Brass Burner Gas Hob

Finish	8mm Toughened Matt Beveled Glass
Design	4 Burner
Safety	Flame Failure Safety Device
Ignition	Electric Auto
Pan Support	Cast Iron
Knobs	Gunmetal Finish Metal Knob
Burner Material	6th Generation Brass Burners
Burner Design	Direct Flame

Cooking Zones

Triple Flame Burner	1 X 5kW
Mini Triple Flame Burner	1 X 3.5kW
Dual Flame Burner	2 X 2kW
Single Flame Burner	-
Product Dimensions (W X D X H) mm	800 X 520 X 145 mm
Cut-out Dimensions (W X H) mm	705 X 475 mm

Article No. 538.41.549

ZETA 378 PLUS

78 cm Built-In 3 Zeta Brass Burner Gas Hob

Finish	8mm Toughened Matt Beveled Glass
Design	3 Burner
Safety	Flame Failure Safety Device
Ignition	Electric Auto
Pan Support	Cast Iron
Knobs	Gunmetal Finish Metal Knob
Burner Material	6th Generation Brass Burners
Burner Design	Direct Flame

Cooking Zones

Triple Flame Burner	2 X 5kW
Mini Triple Flame Burner	-
Dual Flame Burner	1 X 2kW
Single Flame Burner	-
Product Dimensions (W X D X H) mm	780 X 450 X 120 mm
Cut-out Dimensions (W X H) mm	685 X 405 mm

Article No. 538.41.504

ZETA 460 PLUS

60 cm Built-In 4 Zeta Brass Burner Gas Hob

Finish	8mm Toughened Matt Beveled Glass
Design	4 Burner
Safety	Flame Failure Safety Device
Ignition	Electric Auto
Pan Support	Cast Iron
Knobs	Gunmetal Finish Metal Knob
Burner Material	6th Generation Brass Burners
Burner Design	Direct Flame

Cooking Zones

Triple Flame Burner	1 X 5kW
Mini Triple Flame Burner	-
Dual Flame Burner	2 X 2kW
Single Flame Burner	1 X 0.9kW
Product Dimensions (W X D X H) mm	590 X 520 X 130 mm
Cut-out Dimensions (W X H) mm	560 X 480 mm

Article No. 538.41.532

INDUCTION HOBS



BELLA 30 30 cm Domino Induction Hob	
Cooking Zones	2 Induction Zones
Worktop Design	Schott Glass
Worktop Control	Full Touch Interface
Power Levels	9 Stages
Keep Warm Function	Yes
Bridge Function	-
Cooking Zone Power	
Front Right / Front	Ø 14 cm, 1500 W
Back Left / Back	Ø 18 cm, 2000 W
Residual Heat Indicator	Yes
Electrical Requirement	220/240 V, 50/60 Hz, 24 A, 3500 W
Product Dimensions (W X H X D) mm	288 X 58 X 520 mm
Cut-out Dimensions (W X D) mm	260 X 490 mm
Article No.	538.01.491



ELENA 60 60 cm Induction Hob	
Cooking Zones	4 Induction Zones
Worktop Design	Schott Glass
Worktop Control	Full Touch Interface
Power Levels	9 Stages with Double Booster Function
Keep Warm Function	Yes
Bridge Function	-
Cooking Zone Power	
Front Right / Front	Ø 18 cm, 2000 W
Back Right	Ø 14 cm, 1500 W
Front Left	Ø 14 cm, 1500 W
Back Left / Back	Ø 18 cm, 2000 W
Residual Heat Indicator	Yes
Electrical Requirement	220/240 V, 50/60 Hz, 31 A, 7000 W
Product Dimensions (W X H X D) mm	590 X 60 X 520 mm
Cut-out Dimensions (W X D) mm	560 X 490 mm
Article No.	538.01.481

BUILT-IN DOMINOS



SAUVE 01 30 cm Built-In Deep Fryer	
Finish	Stainless Steel 304 Grade
Design	INOX
Control	Knob
Ignition	Electric
Comfort	Stainless Steel Lid Cover
Capacity	2.7L
Indicator	Heating
Outer Product Dimensions (W X D X H) mm	288 X 510 X 155 mm
Cut-out Dimensions (W X H X D) mm	268 X 485 X 100 mm
Article No.	536.02.598



BBQ BI 01 30cm Built in Barbecue Grill	
Finish	Stainless Steel 304 Grade
Design	INOX
Control	Knob
Ignition	Electric
Comfort	Easy to Clean Enamel Grill
Capacity	-
Cooking	Lava Stone
Indicator	Heating
Outer Product Dimensions (W X H X D) mm	288 X 510 X 50 mm
Cut-out Dimensions (W X D X H) mm	268 X 485 X 100 mm
Article No	536.02.599

VENTILATION APPLIANCES

HAFELE
APPLIANCES

COOKER HOODS



WALL MOUNTED FILTER FREE HOODS



AELLA 90

90 cm Wall Mounted **Filter-Free** Hood

Finish	Black Glass
Motor Power	150W, BLDC
Speed Level	3 Speed Control + Boost
Timer Function	Yes
Smoke Panel	Auto Open
Filters	Filter-Free Technology
Lighting	LED
Design	Angled Wall Mounted
Product Dimensions (W X H X D) mm	900 X 416 X 505 mm
Article No.	538.81.683



RHINE 90

90 cm Wall Mounted **Filter-Free** Hood

Finish	Black Glass
Motor Power	280W
Speed Level	3 Speed Control
Timer Function	-
Smoke Panel	Auto Open
Filters	Filter-Free Technology
Lighting	LED
Design	Angled Wall Mounted
Product Dimensions (W X H X D)mm	900 X 396 X 505 mm
Article No.	538.81.643



TERESA i-90 PLUS

90 cm Wall Mounted **Filter-Free** Hood

Finish	Black Glass
Motor Power	268W
Speed Level	3 Speed Control
Timer Function	Yes
Smoke Panel	Auto Open
Filters	Filter-Free Technology
Lighting	LED
Design	Angled Wall Mounted
Product Dimensions (W X H X D) mm	900 X 440 X (610-1290) mm
Article No.	538.82.393



TERESA 90 PLUS

90 cm Wall Mounted **Filter-Free** Hood

Finish	Black Glass
Motor Power	258W
Speed Level	3 Speed Control
Timer Function	Yes
Smoke Panel	Auto Open
Filters	Filter-Free Technology
Lighting	LED
Design	Angled Wall Mounted
Filteration System	Triple
Product Dimensions (W X H X D) mm	900 X 555 X 515 mm
Article No.	533.83.654



IVARAA 90

90 cm Wall Mounted **Filter-Free** Hood

Finish	Black Glass
Motor	258 W
Speed Level	3 Speed Control
Timer Function	Yes
Smoke Panel	Auto Open
Filters	Filter-Free Technology
Lighting	LED
Design	Angled Wall Mounted
Filteration System	Triple
Product Dimensions (W X D) mm	900 X 410 mm
Article No.	533.83.644



TERESA 60 PLUS

60 cm Wall Mounted **Filter-Free** Hood

Finish	Black Glass
Motor Power	258W
Speed Level	3 Speed Control
Timer Function	Yes
Smoke Panel	Auto Open
Filters	Filter-Free Technology
Lighting	LED
Design	Angled Wall Mounted
Filteration System	Triple
Product Dimensions (W X H X D) mm	600 X 555 X 515 mm
Article No.	533.83.651



IVARAA 60
60 cm Wall Mounted **Filter-Free** Hood

Finish	Black Glass
Motor	256 W
Speed Level	3 Speed Control
Timer Function	Yes
Smoke Panel	Auto Open
Filters	Filter- Free
Lighting	LED
Design	Angled Wall Mounted
Filtration Rate	96% of Smoke Filtration
Filtration System	Triple
Product Dimensions (W X D) mm	600 X 410 mm
Article No.	533.83.621

CERAMIC WALL MOUNTED HOODS



CERAMICA 90
90 cm Wall Mounted **Filter-Free** Hood

Finish	Stone Glass
Motor	268W Motor
Speed Level	3 Speed Control
Timer Function	Yes
Smoke Panel	Auto Open
Filters	Filter-Free Technology
Lighting	LED
Design	Angled Wall Mounted
Product Dimensions (W X H X D) mm	710 X 490 X 1130 mm
Article No.	538.81.543



FRIDA 90
90 cm Wall Mounted Hood

Finish	Ceramic Glass
Motor	260W Motor
Speed Level	3 Speed Control
Timer Function	Yes
Smoke Panel	Auto Open
Filters	Anti Drip Technology
Lighting	LED
Design	Angled Wall Mounted
Product Dimensions (W X H X D) mm	570 X 620 X 900 mm
Article No.	536.88.313



BISCOTTI 80
90 cm Wall Mounted Hood

Finish	Ceramic Glass
Motor	151W, EBM Motor
Speed Level	3 Speed Control
Timer Function	Yes
Smoke Panel	Hydraulic Pane
Filters	Aluminium Mesh Filters
Lighting	LED
Design	Angled Wall Mounted
Product Dimensions (W X H X D) mm	796 X 752-1082 X 394mm
Article No.	534.80.045



FRIDA 75
75 cm Wall Mounted Hood

Finish	Ceramic Glass
Motor Power	260W Motor
Speed Level	3 Speed Control
Timer Function	Yes
Smoke Panel	Auto Open
Filters	Anti Drip Technology
Lighting	LED
Design	Angled Wall Mounted
Product Dimensions (W X H X D) mm	570 X 620 X 750 mm
Article No.	536.88.317



BISCOTTI 60
60 cm Wall Mounted Hood

Finish	Ceramic Glass
Motor Power	151W, EBM Motor
Speed Level	3 Speed Control
Timer Function	Yes
Smoke Panel	Hydraulic Pane
Filters	Aluminium Mesh Filters
Lighting	LED
Design	Angled Wall Mounted
Product Dimensions (W X H X D) mm	596 X 752-1082 X 392 mm
Article No.	534.80.044

WALL MOUNTED HOODS



DATURA NEO 90

90 cm Wall Mounted **Filter-Free** Hood

Finish	Black Glass
Motor Power	195W
Speed Level	3 Speed Control
Timer Function	Yes
Smoke Panel	Auto Open
Filters	Filter Free Technology
Lighting	LED
Design	T-shape Wall Mounted
Product Dimensions (W X H X D) mm	900 X 440 X 570 mm
Article No.	533.87.763



DATURA PLUS 90

90 cm Wall Mounted Hood

Finish	Black Glass
Motor Power	190W
Speed Level	3 Speed Control
Timer Function	Yes
Smoke Panel	Metal Filters
Filters	Anti Drip
Lighting	LED
Design	T-shape Wall Mounted
Product Dimensions (W X D) mm	900 X 500 mm
Article No.	536.80.263



VETRA 90

90 cm Wall Mounted Hood

Finish	Black Glass + Black Steel
Motor Power	260W
Speed Level	3 Speed Control
Timer Function	Yes
Smoke Panel	Perimetric Airflow Technology
Filters	Aluminium Mesh Filters
Lighting	LED
Design	T-shape Wall Mounted
Product Dimensions (W X H X D) mm	450 X 650 X 960 mm
Article No.	538.81.573



ABENS 90

90 cm Wall Mounted Hood

Finish	Black Glass
Motor	240W
Display Control	Electronic Touch with Display
Speed Level	3 Speed Control
Timer Function	Yes
Smoke Panel	3 Aluminium Mesh Filters
Filters	5 Layer Mesh Filter
Lighting	LED
Design	T-shape Wall Mounted
Product Dimensions (W X H X D) mm	900 X 428-760 X 500 mm
Article No.	539.80.303



DATURA PLUS 60

60 cm Wall Mounted Hood

Finish	Black Glass
Motor	190W
Display Control	Electronic Touch with Display
Speed Level	3 Speed Control
Timer Function	Yes
Smoke Panel	Metal Filters
Filters	Anti Drip
Lighting	LED
Design	T-shape Wall Mounted
Product Dimensions (W X D) mm	600 X 500 mm
Article No.	536.80.262



ABENS 60

60 cm Wall Mounted Hood

Finish	Black Glass
Motor	240W
Display Control	Electronic Touch with Display
Speed Level	3 Speed Control
Timer Function	Yes
Smoke Panel	2 Aluminium Mesh Filters
Filters	5 Layer Mesh Filter
Lighting	LED
Design	T-shape Wall Mounted
Product Dimensions (W X H X D) mm	600 X 428-760 X 500 mm
Article No.	539.80.302


ISLAND AND CEILING HOODS

CALLIDORA 90
 90 cm Island Hood

Finish	Black Glass
Motor Power	80W, BLDC motor
Speed Level	3 Speeds Touch Control with Gesture Control
Timer Function	Yes
Smoke Panel	Peremetric Airflow Technology
Filters	Aluminium Mesh Filters
Lighting	LED
Design	Island Hood
Product Dimensions (W X H X D) mm	900 X 552 X 505 mm
Article No.	533.87.773


VETRA ISOLA 90
 90 cm Island Hood

Finish	Black Glass + Black Steel
Motor Power	260W Motor
Speed Level	3 Speed Control
Timer Function	Yes
Smoke Panel	Peremetric Airflow Technology
Filters	Aluminium Mesh Filters
Lighting	LED
Design	Island Hood
Product Dimensions (W X H X D) mm	900 X 600-1100 X 650 mm
Article No.	538.81.553


CELENA 90
 90 cm Ceiling Hood

Finish	Black Glass
Motor	External Motor Remote Control
Display Control	Electronic Touch with Display
Speed Level	4 Speed Control
Timer Function	Yes
Smoke Panel	Perimeteric
Filters	5 Layer Mesh Filter
Lighting	20 Micro LED
Design	Ceiling Hood
Product Dimensions (W X H X D) mm	900 X 115 X 500 mm
Article No.	534.80.998 (Includes Hood body + Motor)

DISHWASHING APPLIANCES



BUILT-IN DISHWASHERS

SERENE FI 02
 Fully Integrated Dishwasher

Capacity (Place Settings)	14
Energy Consumption (KWH)	1.06/ cycle
Water Consumption (L)	10L/ cycle
Energy Efficiency (En50242)	A+
Cleaning & Drying Efficiency	A
Noise Level	49db
Features	Delay Start - 3/6/9/12hours, Third Layer Cutlery Basket, Half Load, Height Adjustable Upper Basket
7 Programs	Intensive, Normal, Eco, 90 Min Wash, Glass, Rapid, Pre-Soak
Type of Control	Electronic Control
Push Button Functions	On/Off Program, Start/ Pause, Delay, Half Load Program, Half Load, Rinse, Salt, Delay Time, Power, Error Codes
Functions of Indicator	
Functions of Display	-
Power of Heat Element (230 V)	1800W
Filter Type	E4 Filter System
Filter Material	Plastic + Stainless Steel
Tub Material	AISI304
Spray Arms	Upper & Lower & Top
Water Softener	Yes, Electronic Adjustable
Drying System	Residual Heating Dry
Approvals (TUV, EMC, etc.)	CE/GS/EMC
Connected load (W)	1760~2100
Voltage / (V)	220-240V
Frequency (Hz)	50
Product Dimension (DXWXH) mm	598 X 570 X 815 mm
Article No	539.20.560

SERENE SI 02
 Semi-Integrated Dishwasher

Capacity (Place Settings)	14
Energy Consumption (KWH)	1.06/ cycle
Water Consumption (L)	10L/ cycle
Energy Efficiency (EN50242)	A+
Cleaning & Drying Efficiency	A
Noise Level	49db
Features	Delay Start, Third Layer Cutlery Basket, Half Load, Height Adjustable Upper Basket, Child Lock
7 Programs	Intensive, Normal, Eco, 90 Min Wash, Glass, Rapid, Pre-Soak
Type of Control	Electronic Control
Push Button Functions	On/Off Program, Start/ Pause, Delay, Half Load, Child Lock
Functions of Indicator	Program, Salt, Low Rinse Aid, Child Lock, Half Load, Open Faucet Alarm
Functions of Display	Remaining Time, Error Codes, Delay
Power of Heat Element (230 V)	1800W
Filter Type	E4 Filter System
Filter Material	Plastic + Stainless Steel
Tub Material	AISI304
Spray Arms	Upper & Lower & Top
Water Softener	Yes, Electronic Adjustable
Drying System	Residual Heating Dry
Approvals (TUV, EMC, etc.)	CE/GS/EMC
Connected load (W)	1760~2100
Voltage / (V)	220-240V
Frequency (Hz)	50
Product Dimension (DXWXH) mm	598 X 570 X 815 mm
Article No	539.20.540

LAUNDRY CARE

WASHER DRYER
COMBO MACHINE
AND WASHING MACHINES



FREESTANDING WASHER DRYER COMBO MACHINE

MARINA 8614 WD
Freestanding Washer Dryer Combo Machine

Capacity	8kg Wash / 6kg Dry
Moisture Ratio (%)	99.99%
Power Consumption (Washing)	0.90 kWh/Cycle
Water Consumption (Washing)	48L/Cycle
Max. Spin Speed	1400RPM
Program Knob Selection	√
Door Open Angle	180°
Door Diameter (Inner)	30 cm
Volume of Inner Tub	60L
Standard Cycle Time	224 mins
Display Type	7 Segment-LED
Display Functions	Display Colour- White, Fault Check Display, Performance, PTC Door Lock, Anti-Allergy Program, Anti Foam Control, Power Interruption Memory
Safety	Overheating Control, Auto Balance System, Overflow Control
Noise Level(dB)	Wash 58dB, Dry 64dB
Weight(kg)	Net- 79 kgs, Gross - 82 kgs
Dimensions (W x D x H) mm	597 x 582 x 845 mm
Article No	533.93.510

FREESTANDING WASHING MACHINES



MARINA 8014 W Freestanding Washing Machine

Max Dry Load Capacity (Kg)	8 L
Spin Speed (Rpm)	800-1000-1200-1400
Drum Volume (Litre)	55
Number of Programmes on Program Knob	15
Eco-Logic System & Foam Protection	Yes
Program Duration (Min) Cotton 60 °C (Full Load)	200
Program Duration (Min) Cotton 60 °C (Partial Load)	175
Program Duration (Min) Cotton 40 °C (Partial Load)	165
Washing Efficiency	A
Features	Electronic Control System, Unbalance Control System, Overflow Protection, Failure Detection System, Child Lock, LED Display, Remain Time, Delay Time
Pump with Filter	Yes
Drum Material	Stainless Steel
Others	Number Of Compartments in Dispenser - 3, Removable Top Cover, Adjustable Feet
Power Rating (W)	2200
Water Consumption (L / Annum)	10224
Energy Consumption (kWh / Annum)	194
Noise (Washing) (dB)	58dB
Noise (Spinning) (dB)	72dB
Weight (kg)	Net- 72 kgs, Gross - 74.5 kgs
Dimensions (W X D X H) mm	845 X 597 X 557 mm
Article No	533.93.040

MARINA 7012W Freestanding Washing Machine

Max Dry Load Capacity (Kg)	7 L
Spin Speed (Rpm)	800-1000-1200
Drum Volume (Litre)	50
Number Of Programmes on Program Knob	15
Eco-Logic System & Foam Protection	Yes
Program Duration (Min) Cotton 60 °C (Full Load)	205
Program Duration (Min) Cotton 60 °C (Partial Load)	165
Program Duration (Min) Cotton 40 °C (Partial Load)	160
Washing Efficiency	A
Features	Electronic Control System, Unbalance Control System, Overflow Protection, Failure Detection System, Child Lock, LED Display, Remain Time, Delay Time
Pump with Filter	Yes
Drum Material	Stainless Steel
Others	Number of compartments in Dispenser - 3, Removable Top cover, Adjustable Feet
Power Rating (W)	2200
Water Consumption (L / Annum)	10337
Energy Consumption (kWh / Annum)	195
Noise (Washing) (Db)	58dB
Noise (Spinning) (Db)	75dB
Weight (Kg)	Net- 70 kgs, Gross - 72.5 kgs
Dimensions (W X D X H) mm	845 X 597 X 527 mm
Article No	533.93.030

**Mumbai Design Centre:**

Haji Moosa Patrawala Ind.(SOBO)
Estate, Near Famous Studio,
Mahalaxmi (West), Mumbai - 400 011
Tel.: 022 6264 7100

Mumbai Design Centre:

#2 Filix Building, Opp. Asian Paints,
L.B.S. Marg, Bhandup (West),
Mumbai - 400 078
Tel.: 022 2596 9660 / 2596 9787 /
2594 7305

Pune Design Centre:

Showroom No. 2, Ground Floor,
F P No. 403, A/2, ICC Trade Tower,
Senapati Bapat Marg,
Shivaji Nagar, Pune - 411 016
Tel.: 020 2563 3301
Fax: 020 2563 3302

Pune Office:

Office No. 12, Vastushree Complex,
Survey No.587,
Near Hyde Park, Gultekdi,
Market Yard, Pune - 411 037
Tel.: 020 2426 6264
Fax: 020 2426 6274

Ahmedabad Office:

Häfele India Pvt. Ltd., Office No. 302,
3rd Floor, Shangrila Arcade, Near
Shyamal Cross Road, Satellite,
Ahmedabad - 380 015
Tel.: +91 79695 55505 / 88662 20505

New Delhi Office & Design Centre:

D-89 , 1st Floor, Okhla Phase-I,
New Delhi - 110 020
Tel.: 011 6657 4999
Fax: 011 4160 5482

Chandigarh Office:

Godrej Eternia, Wing A, 2nd Floor,
WL2, Plot No.70, Industrial Area
Phase I, Chandigarh - 160 002
Mob.: +91 85588 44448

Jaipur Office:

Airport Plaza, Plot No.15, 1st & 2nd
Floor, Tonk Road, Next to Cocoon
Hospital, Jaipur, Rajasthan - 302 016
Mob.: +91 98887 77796

Kolkata Design Centre:

PS PACE, Premises No. 1/1A,
Mahendra Roy Lane, Topsia,
Kolkata - 700 046
Tel.: 033 4008 6814 / 4008 9268
Fax: 033 2498 8020

Kolkata Office:

Office No. 1001, PS Continental,
10th Floor, 83/2/1 Topsia Road,
Near Vishwakarma Building.
South Kolkata - 700 046
Tel: 033 2285 0104 / 5 / 6

Bangalore Office & Design Centre:

Incubex Nestavera Spaces Pvt Ltd,
No:13, Langford Place, Langford
Road, Shanti Nagar,
Bangalore - 560 025
Tel.: 080 4132 6116
Fax: 080 4132 6226

Bangalore**Häfele Appliances Gallery:**

No. 2/1, Shiv Manor, Langford Road,
Shantinagar, Bangalore - 560 027
Tel.: 080 4142 6336

Hyderabad Office & Design Centre:

SJR Building - # 1-57/89/1 & 1-57/89/2
Opp Allahabad Bank, Gachibowli,
Hyderabad - 500 032
Tel.: 040 2955 7578 / 88

Chennai Office & Design Centre:

1st Floor No.24, College Road,
Nungambakkam, Chennai - 600 006
Tel.: 044 4215 1542
Fax: 044 2446 0922

Cochin Office:

Jomer Symphony, 5th Floor, 48/1744
C 34, Chalikkavattom, North
Ponnuranni, Vyttila, Cochin - 682010

Sri Lanka:**Häfele Office and Design Centre:**

52, Nandana Gardens
(On Duplication Road), Colombo 04.
Tel: +94 112 500 501
Fax: +94 112 500 553

Häfele Design Centre:

448, Galle Road, Rawathawatta,
Moratuwa, Sri Lanka.
Tel.: +94 112 644 600

Häfele Design Centre:

752, Peradeniya Rd,
Kandy, Sri Lanka.
Tel.: +94 812 223 338

Bangladesh Office:

2nd Floor, House - 181, Road - 2,
Mohakhali DOHS, Dhaka - 1206.
Tel.: 018 4401 8431 / 32 / 33 / 37

Bangladesh Design Center:

House - 106, Road - 12,
Block - E, Banani, Dhaka - 1213
Tel.: +880 2 - 4881 0380 / 81

Nepal:

UHS Holdings Pvt. Ltd.
Kathmandu-2, Gairidhara Chowk,
Nepal.
Mob.: +977 98023 38800

Bhutan:**SMART HOMES**

Gr. Floor, Druk Building (Opp Helipad)
Babesa -Thimpu Expressway, Thimpu
Tel.: +975 - 2 - 333 419
Mob.: +975 - 7727 7615 / 1783 9717 /
7711 4228 / 1760 0663 / 1766 9840

HÄFELE

Maximizing
the value of space.
Together.

Mumbai Corporate Office:

Office No. 3, Building "A", BETA,
I Think Techno Campus, Off J.V.L.R.,
Opp. Kanjurmarg East, Mumbai – 400 042.
Tel.: 022 6142 6100 | Fax: 022 6702 0531.

Toll Free Customer Care: 1800 266 6667
Customer Care WhatsApp: +91 97691 11122
customer care@hafeleindia.com
info@hafeleindia.com

Follow us on

